


Individual and Society Effects of a Positive Attitude




1

Individual and Society Effects of Positive Attitude

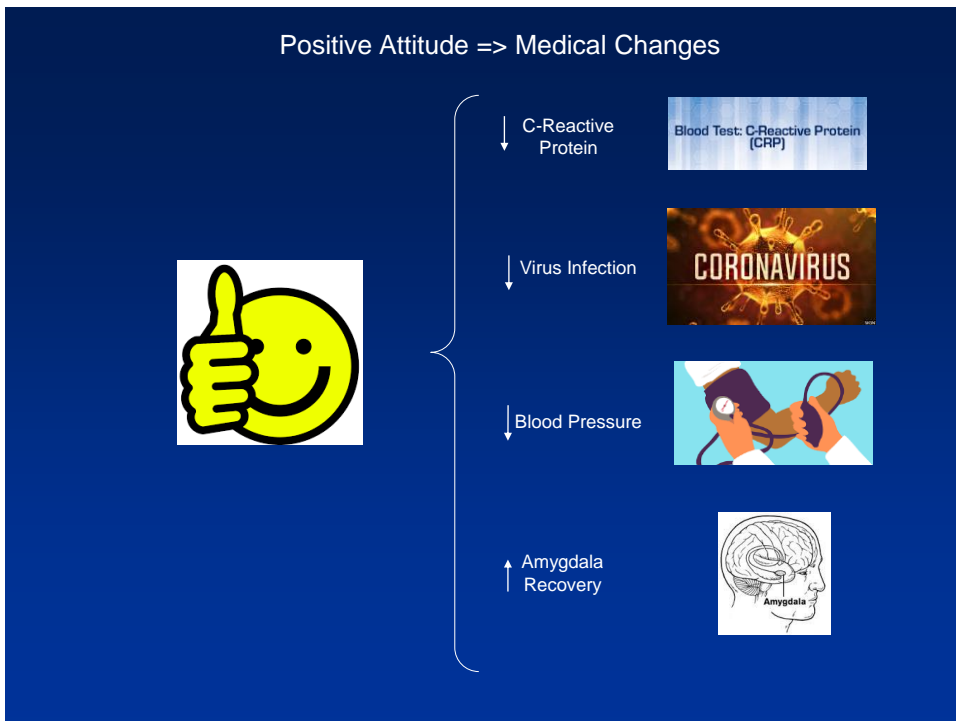
1. The Effect of Positive Attitude on Individual Health
2. Country-by- Country Comparison of Happiness



2



3



4

2015



5



6

UN 2015 Happiest Countries	2017 Rankings	2018-20 Rankings
1. Switzerland (7.587)		
2. Iceland (7.561)		
3. Denmark (7.527)		
4. Norway (7.522)		
5. Canada (7.427)		
6. Finland (7.406)		
7. Netherlands (7.378)		
8. Sweden (7.364)		
9. New Zealand (7.286)		
10. Australia (7.284)		
11. Israel (7.278)		
12. Costa Rica (7.226)		
13. Austria (7.200)		
14. Mexico (7.187)		
15. United States (7.119)		
16. Brazil (6.983)		
17. Luxembourg (6.946)		
18. Ireland (6.940)		
19. Belgium (6.937)		
20. U. A. E. (6.901)		
21. United Kingdom (6.867)		
22. Oman (6.853)		
23. Venezuela (6.810)		
24. Singapore (6.798)		
25. Panama (6.786)		
26. Germany (6.75)		
27. Chile (6.670)		
28. Qatar (6.611)		
29. France (6.575)		
30. Argentina (6.574)	14. United States	20. United States
31. Czech Republic (6.505)		
32. Uruguay (6.485)		
33. Colombia (6.477)	26. Singapore	25. Taiwan Province
34. Thailand (6.455)		
35. Saudi Arabia (6.411)	Taiwan n/a	33. Singapore
36. Spain (6.329)		
37. Malta (6.302)		
38. Taiwan (6.298)	51. Japan	57. Japan
39. Kuwait (6.295)		
40. Suriname (6.269)		
41. Trinidad / Tobago (6.168)	55. South Korea	63. South Korea
42. El Salvador (6.130)		
43. Guatemala (6.123)		
44. Uzbekistan (6.003)		
45. Slovakia (5.995)		
46. Japan (5.987)		
47. South Korea (5.984)		
48. Ecuador (5.975)		
49. Bahrain (5.960)		
50. Italy (5.948)		

<https://happiness-report.s3.amazonaws.com/2021/Appendix1WHR2021C2.pdf>

http://worldhappiness.report/wp-content/uploads/sites/2/2015/04/WHR15_Sep15.pdf

7

Interesting questions for speculation and discussion

1. Why are Scandinavian countries always so high?
2. Why has America dropped?
3. Why has Japan and South Korea also dropped?

8